C-170225

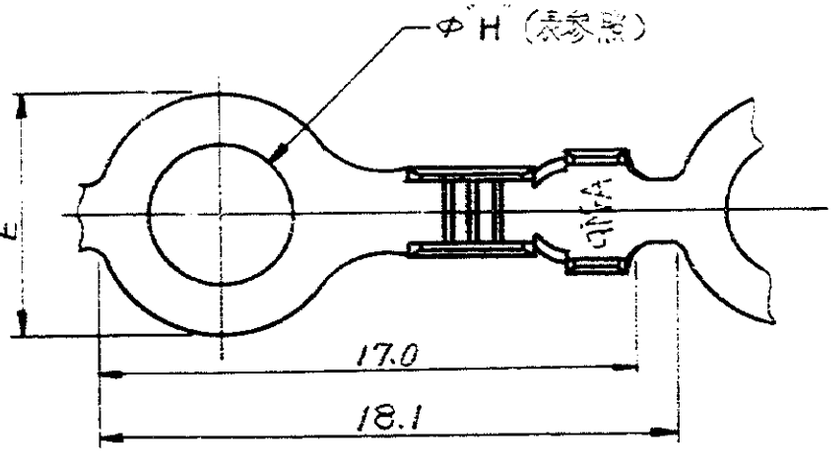

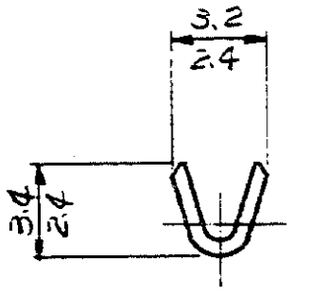

断面"A-A"

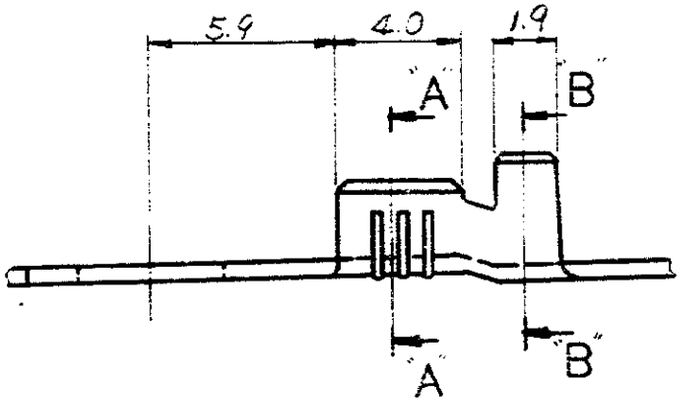

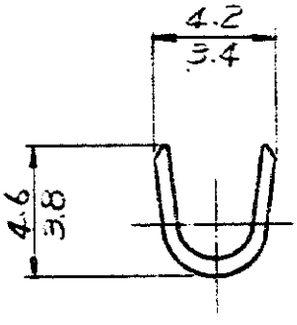

断面"B-B"

170225-3	〃	#10	5.00	7.5	錫めっき
170225-2	〃	#8	4.34	7.5	錫めっき
170225-1	〃	#6	3.68	7.5	錫めっき
連鎖状端子型番	バラ状端子型番 (ワイヤーバレル部アニクリンプ)	STUD	"H" ±0.08	"E" ±0.17	仕上

B1	DELETE P/N 1-170225-1~3 ECN 583-7259	H.O	H.O	9/12 '83	
B	REVISED PER 582-6801	H.O	H.O	10/23 '82	
A	REVISED PER ECN 582-6585	H.O	H.O	9/18 '82	
0	RELEASED 582-4127	[illegible]	[illegible]	10/1 '82	

LTR. 変更 REVISION RECORD DR. CHK. DATE

DR. J. Yoshioka DE J. Fujii 10/13/86

CHK M. Yoshida APP. [illegible]

(c) 1986 AMP Japan, Ltd. ALL RIGHTS RESERVED. AMP PRODUCTS COVERED BY PATENTS AND OR PATENTS PENDING

参考図面
CUSTOMER COPY
(REFERENCE ONLY)

MATERIAL 黄銅 0.5t

FINISH 表参照

INSULATION WIRE RANGE 0.3 ~ 0.89 mm AWG #22-18

INSULATION DIA. 1.52 ~ 2.79 mm — IN

一般公差 (TOLERANCE EXCEPT AS NOTED) ±0.4 ±1°0'

SCALE 4-1

AMP 日本エー・エム・ピー株式会社 TOKYO, JAPAN TRADE MARK

端子 CLASS 丸型

TYPE オートマナック

LOC J SIZE A 部品 NO C-170225 REV. B1

名称 NAME 丸型端子

PRINT DIST

DIMENSIONS IN MM. DO NOT SCALE PRINT

AMP-J 0501
REV. 7-72